



Summer Holiday Assessment

Session -2025-26

Class - I

Name -

Section -

SUMMER

HOLIDAY ASSIGNMENT SUBMISSION DATES

SUBJECTS	DATES	DAY
ENGLISH & HINDI	03.07.25	THURSDAY
MATHS & EVS	04.07.25	FRIDAY
ART& CRAFT & COMPUTER	05.07.25	SATURDAY
GK & MV	07.07.25	MONDAY

Criteria of evaluation for each subject

Handwriting - 2 Marks

Neatness – 1 Marks

On time submission – 2 Marks

Written work – 15 Marks

Total weightage – 20 Marks

INSTRUCTIONS:-

- **DO ALL THE GIVEN WORKSHEET & PASTE IT IN YOUR RESPECTIVE NOTEBOOKS.**
- **GRADES WILL BE ASSIGNED FOR THE ASSESSMENT.**
- **SCHOOL WILL REOPEN ON 1ST JULY 2025**
- **REVISE ALL THE WORK DONE.**



Dear Children

*Summer Vacation is a time full of
fun games and activity. With that
there are a lot of other things
which you can do. For that we have
planned some interesting work and
activities to make your summer full
of creativity.*

Have a great Summer Vacation

HINDI

- प्रतिदिन दो, तीन, और चार अक्षर के 5-5 शब्द पढ़ें और लिखने का अभ्यास करें | (3 in 1 notebook)
- कविता - दुनिया गोल (प्रष्ट - 41) और घोड़ा दौड़ा (प्रष्ट - 46) याद करें ।
- दी गई कार्य पत्रिका को पूरा करें ।



ENGLISH

- Learn and write difficult words of ch-1 Rahul's Rainbow Plate. (3 in 1 notebook)
- Learn Poem – Rainbow In The Sky (Pg – 14).
- Write 10 meaningful words daily by using vowels a, e, i, o, u (3 in 1 notebook)
- Draw or paste a picture of a market and write the names of ten things that you would like to buy for your summer break. (Eng notebook)



MATHS

- Learn and write counting from 1 to 200. (3 in 1 notebook)
- Learn and write the table of 2 and 3. (3 in 1 notebook)
- Learn and write number names 1 to 10. (3 in 1 notebook)
- Make number cards from 1 to 9. Use different colour papers and stick or draw equal numbers of objects on the number card.
- Maths Worksheet Booklet - Do worksheet 1 & 2



COMPUTER

- Learn and write spellings of:
Monitor, Keyboard, CPU, Mouse, Speakers, Microphone, Headphones, and UPS (5times)
 - Paste the picture of keyboard and circle the letters from the given word (KEYBOARD)
 - Paste the picture of different types of computers.
 - Draw and colour a picture of your favourite electronic device present at your home.
 - Do page no. 83 and 84 in your computer book.
 - Do the given worksheet and paste it in your computer lab file.
- Do the given work in your computer lab manual (file).**



EVS

- Exercise daily to keep yourself healthy and fit.
- Make one puppet of your favourite character.
- Make a beautiful bookmark on pastel sheet on the topic - ENVIROMENT.
- Paste and label the pictures of any 5 species of plants found in **Sikkim**.



GK, MV, ART & CRAFT

G.K-

- Do pages – 16, 17, 20, 21, & 23
- Make 5 beautiful flashcards of animals.

MV-

- Do reading practice of Ch- 1 (Sharing Is Fun) and Ch -3 (Be Kind To Animals).

ART & CRAFT-

- Do colouring;
GOLD FISH (Pg- 12) , PEACOCK (Pg - 40) ,
SHEEP (Pg - 43)



HINDI WORKSHEET -1

NAME- _____

CLASS - _____

सही स्वर पर गोला लगाएं



आ अ ऊ इ



ऊ इ ई अ



अ उ ऊ इ



आ ई ऊ इ



आ अ ऊ इ



आ अ इ ऊ


HINDI WORKSHEET -2

चित्र देखकर पहला अक्षर लिखो:-





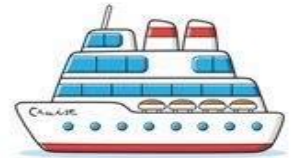




इं
























HINDI WORKSHEET -3

प्र. रिक्त स्थान भरें



घ



ग



फ




ई



ज



प



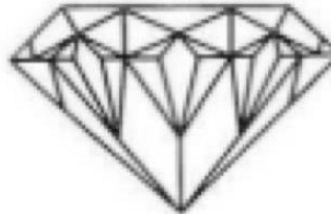
छ



न



ध



न

ENGLISH WORKSHEET -1

NAME- _____

CLASS - _____

Q1. Identify and circle the naming words.

- 1) Five little monkeys climbed the tree.**
- 2) An old man jumped of his boat.**
- 3) She read her book for five hours.**
- 4) His dog ran around the park.**
- 5) Jimmy shouted at his pets.**
- 6) The lights were beautiful.**
- 7) Sarah screamed very loudly.**

ENGLISH WORKSHEET -2

Name

Date

Fill the Missing Vowels

Fill in the missing vowels to complete the word.

a

e

i

o

u



C _ p



H _ t



P _ n



M _ g



R _ g



S _ n



J _ r



B _ g



C _ t



L _ d



P _ t



D _ g

ENGLISH WORKSHEET – 3

CVC word search

Find the words in the puzzle.

1. let
2. cup
3. mat
4. pin
5. can

6. low
7. sad
8. red
9. cat
10. pen


11. tip
12. nap
13. fun

s	a	d	w	r	o	d	f	r	c	o
y	i	g	z	e	j	t	i	p	v	p
f	l	e	t	d	y	m	e	u	d	i
c	r	i	k	t	e	b	l	o	c	n
f	e	m	a	t	i	d	n	a	p	a
a	b	l	t	a	f	u	n	s	u	c
s	p	e	n	v	h	f	x	i	n	o
o	i	s	u	m	c	a	n	l	a	m
l	o	w	o	n	k	c	c	a	t	d
v	e	l	i	c	u	p	v	s	a	f

MATHS WORKSHEET-1

Number Names and Numerals

Count each object in the picture and write its numeral and number name.









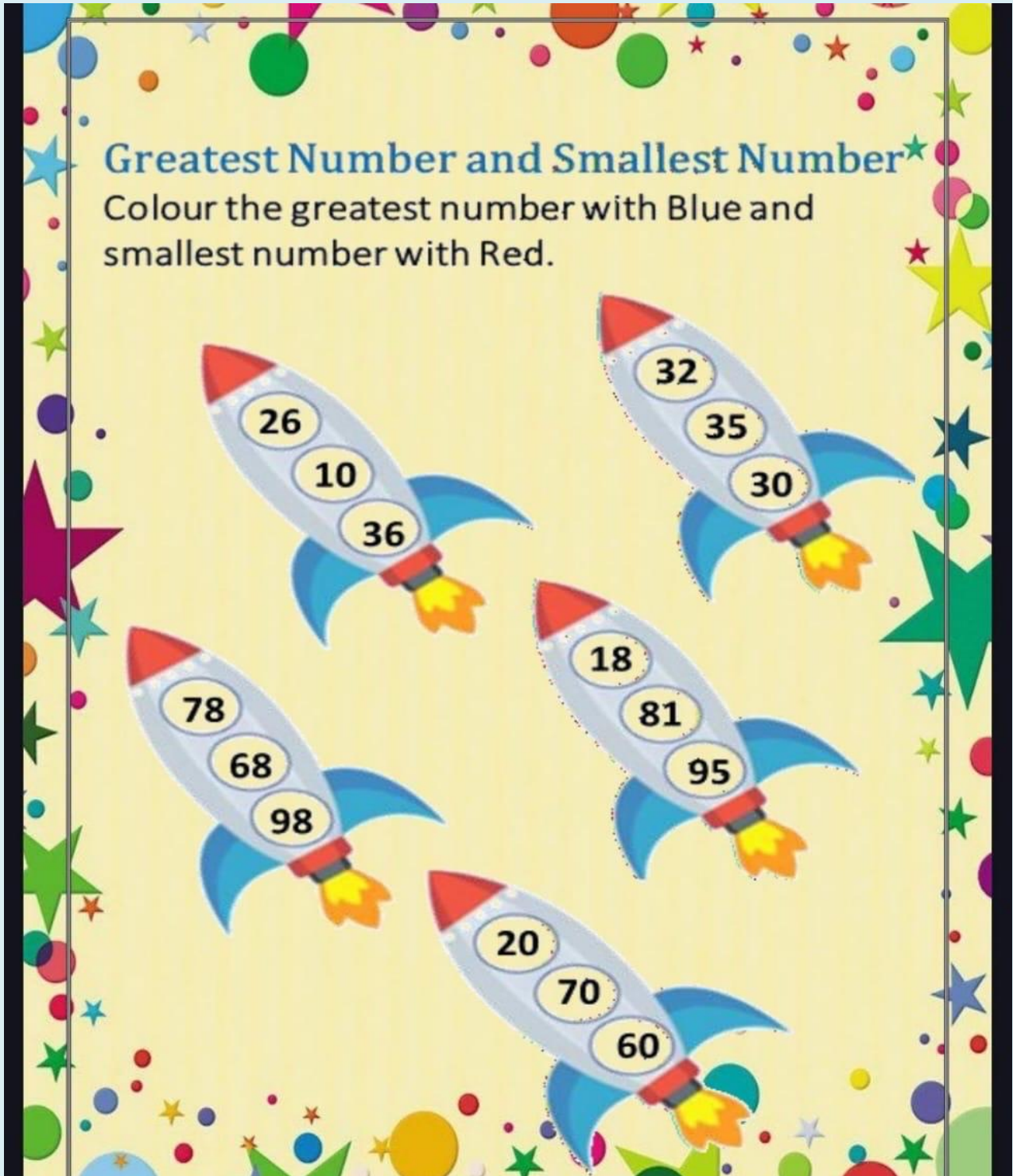




MATHS WORKSHEET -2

Greatest Number and Smallest Number

Colour the greatest number with Blue and smallest number with Red.



EVs WORKSHEET -1

Self Introduction

What's your name?

Hello! My name is _____.

How old are you?

I am _____ years old.

How are you?

I'm _____.

Where are you from?

I'm from _____.

Where do you live?

I live in _____.

What school do you go to?

I go to _____ school.

What subject do you like?

I like _____.

What subject don't you like?

I don't like _____.

That's me!



EVs WORKSHEET -2

My Body

Write any function of the given body part:

eyes: _____

nose: _____

ears: _____

fingers: _____

mouth: _____

hand: _____

leg: _____

Did you know?
Our eyes are always
the same from birth.



Meet my friends. Answer their questions.



1. I am John. I am eating. Which body part/parts am I using?

2. I am Mohan. I am skipping. Which body part/parts am I using?



3. I am Sita. I am writing. Which body part/parts am I using?



4. I am Rohan. I am playing football. Which body part/parts am I using?



Skill: Functions of parts of our body



G.K WORKSHEET -1

Name: _____

Date: _____

Homes Of Animals

Match the animals to to their home.

Dog  ●

Horse  ●

Honeybee  ●

Spider  ●

Cat  ●

Cow  ●

Elephant  ●

Bird  ●

●  Cathouse

●  Forest

●  Kennel

●  Nest

●  Beehive

●  Stable

●  Web

●  Shed

COMPUTER WORKSHEET

CLASS-1

NAME _____ CLASS _____ SEC _____

A. Tick (✓) the correct option.

1. Which of the following is used to talk to people who are far away?

a.

☐

b.

☐

c.

☐

d.

☐

2. Which of the following is man-made thing?

a.

☐

b.

☐

c.

☐

d.

☐

B. Match the following:

1. Desktop Computer

a.




2. Tablet

b.



3. Laptop

c.



C. Circle natural things with green color and circle man-made things with red color.




D. TICK THE PARTS OF A COMPUTER

BLACKBOARD	KEYBOARD	PENCIL
PRINTER	PHONE	CPU
PEN	MOUSE	BOOK
HEADPHONES	SPEAKERS	MONITOR

E. WRITE THE NAME OF PARTS OF A COMPUTER









ART and CRAFT

Make a Table Mat using decorative items so that you could enjoy your lunch break in school by keeping your Lunchbox on a beautiful table cover/mat.

Here are the tips to make a Table Mat:

MATERIAL REQUIRED:

- Thick white paper (A3 size)
- Thick coloured paper
- Fabric Paint
- Black acrylic paint
- Black ink
- Tissue/ paper towels/ newspapers
- Brushes.

HERE ARE SOME PICTURES TO GIVE AN IDEA (PRO TIP
– Get your Mat laminated at the end to avoid damage)



