




Summer Holiday Assessment
Session -2025-26
Class - II

Name -

Section -



HOLIDAY ASSIGNMENT SUBMISSION DATES

SUBJECTS	DATES	DAY
ENGLISH & HINDI	03.07.25	THURSDAY
MATHS & EVS	04.07.25	FRIDAY
ART& CRAFT & COMPUTER	05.07.25	SATURDAY
GK & MV	07.07.25	MONDAY

Criteria of evaluation for each subject

Handwriting - 2 Marks

Neatness – 1 Marks

On time submission – 2 Marks

Written work – 15 Marks

Total weightage – 20 Marks

INSTRUCTIONS:-

- DO ALL THE GIVEN WORKSHEET & PASTE IT IN YOUR RESPECTIVE NOTEBOOKS.**
- GRADES WILL BE ASSIGNED FOR THE ASSESSMENT.**
- SCHOOL WILL REOPEN ON 1ST JULY 2025**
- REVISE ALL THE WORK DONE.**



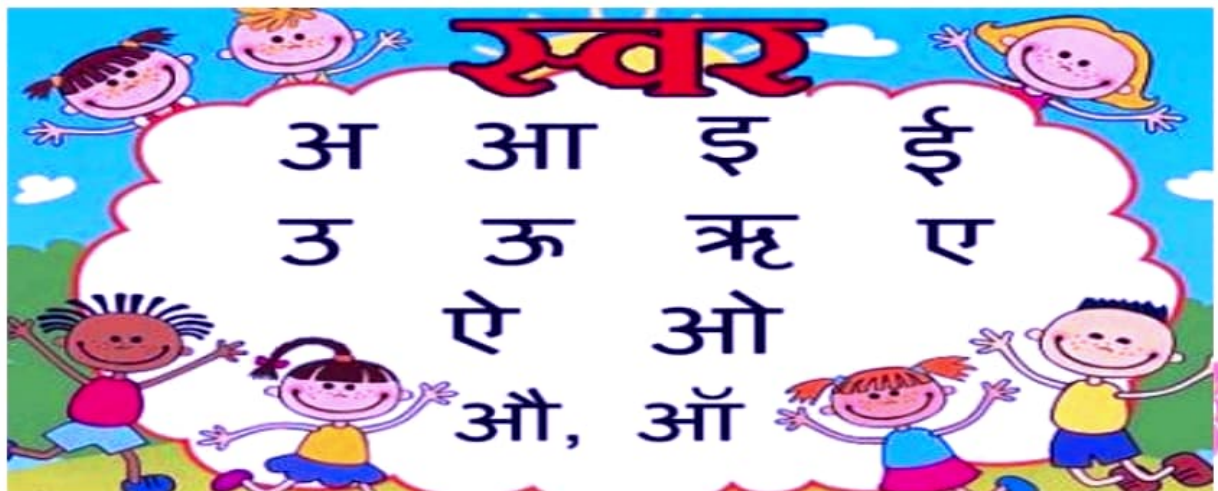
- Make a 'Thank you card' for the person who make you smile. Write a message for him / her also.
- Make a wheel and draw different types of feelings (Hint on page no –17 English Literature)
- Draw or paste picture of 5 wild animals. Write 2 lines on each. (3 in 1 notebook)
- Learn poem (A magic smile) page no- 16.
- Do reading practice daily.
- Write 10 meaningful words daily by using vowel (A, E, I,O,U) in 3 in 1 notebook.

A large, colorful illustration at the bottom of the page features the text 'KEEP DREAMING BIG' in a playful, bubbly font. The word 'KEEP' is in pink, 'DREAMING' is in yellow and pink, and 'BIG' is in large, bold pink letters. The background is a light blue sky with white clouds and several yellow stars. The entire illustration is framed by a white border with small pink flowers at the corners.

KEEP
DREAMING
BIG


हिन्दी

- अपनी पसंद की कोई एक कहानी या कविता चित्र सहित लिखे ।
- भारत के अतिरिक्त किन्ही पांच देशों के नाम लिखो जहाँ आम पाया जाता है, उन देशों में आम के क्या-क्या नाम हैं यह भी लिखिए
- जल ही जीवन है इस विषय पर सुन्दर चित्र बनाकर पांच पंक्तियों लिखिए।
- पाठ - 1 विनती (कविता) याद करें ।
- कापी और किताब में करवाया गया कार्य याद करें ।





- Write and learn number names 1 to 100 in 3 in 1 notebook.
- Learn and write tables from 2 to 5 in 3 in 1 notebook.
- Create 2 cluster of grapes in your math's lab file. Put odd number in 1 cluster and even number in the other cluster.
- Do this activity in your math's lab file.





- Draw and colour any three recreation activities that you enjoyed in your past time in 3 in 1 notebook.
- Learn chapter – 1, 2 and 3 with back exercise.
- Make any animal of your choice by sticking leaves of different shapes.
- Make a beautiful collage medicinal plants of Sikkim.



GENERAL KNOWLEDGE

- Do page no- 17, 26, 27 and 29 in your book.





- Make beautiful wall hanging by using natural materials like leave, flower, and pebbles etc.
- Do page no-10 (Jackfruit) , page no- 42 (Leaf painting) , page no- 43 (Wall clock) in your art file.



Add -s or -es to make the plural forms of the words.

singular		plural	
	fox		
	bush		
	snake		
	sandwich		
	cow		
	tree		
	dress		
	bath		
	brush		
	apple		

Sorting Common and Proper Nouns

Read each word and place it in the correct category.

Common Noun

Proper Noun

Tree

Flower

New York

Emma

School

Dog

Smith

Apple

Car

Book

Bella

KFC

Matching Words (Noun)

Tick the correct category for each noun



- ☐ People
☐ Places
☐ Things



- ☐ People
☐ Places
☐ Things



- ☐ People
☐ Places
☐ Things



- ☐ People
☐ Places
☐ Things



- ☐ People
☐ Places
☐ Things



- ☐ People
☐ Places
☐ Things



- ☐ People
☐ Places
☐ Things



- ☐ People
☐ Places
☐ Things

हिंदी कार्यपत्रिका

प्रश्न . चित्र देखकर खाली स्थान भरें ।



कहानी , पेड़ , हरियाली , बच्चे , बगीचे

1. यह _____ का चित्र है ।
2. बगीचे में _____ खेल रहे हैं ।
3. दो बच्चे _____ पर बैठे हैं ।
4. माँ रीना को _____ सुना रही है ।
5. बगीचे में _____ है ।

सही शब्द चुनिए :

कि

ली

दी

ती

डि

मि

रि

वि

टी



चि या



तित



बा श



धर



सान



न



ठाई




सी




मान


नीचे दिए गए शब्दों की सहायता से वाक्य पूरे कीजिए।

टोपी, तबला, तोता, चिमटा, पुस्तक, बारिश, गाजर, घर

1. _____ हो रही है। 


2. खरगोश _____ खा रहा है। 

3. _____ पहन कर जाओ। 

4. रोहित _____ बजा। 

5. रमन _____ चल। 

6. कमल _____ पढ़ता है। 

7. _____ पेड़ पर बैठा है। 

8. अब्दुल _____ ला। 

MATHS WORKSHEETS



NAME _____

EVEN OR ODD COLORING

Color the even numbers blue.
Color the odd numbers pink.



Name: _____
Date : _____

Ascending Order

Arrange the given numbers in ascending order

1. 19, 89, 57, 75

--	--	--	--

2. 88, 99, 19, 90

--	--	--	--

3. 55, 60, 65, 56

--	--	--	--

4. 42, 12, 34, 84

--	--	--	--

5. 80, 89, 90, 98

--	--	--	--

6. 77, 37, 73, 13

--	--	--	--

7. 59, 56, 15, 50

--	--	--	--

8. 18, 80, 8, 88

--	--	--	--

Name: _____
Date : _____

Descending Order

Arrange the given numbers in descending order

1. 9, 19, 17, 75

--	--	--	--

2. 88, 79, 21, 70

--	--	--	--

3. 25, 40, 15, 51

--	--	--	--

4. 2, 13, 24, 48

--	--	--	--

5. 70, 99, 90, 98

--	--	--	--

6. 66, 33, 77, 55

--	--	--	--

7. 76, 54, 65, 56

--	--	--	--

8. 10, 8, 80, 98

--	--	--	--

COMPUTER WORKSHEET

CLASS-2



NAME _____ CLASS _____ SEC _____

Q1. Rearrange the letters to make meaningful words.

1. SEAKEPRS
2. NITROMO
3. INPRTRE
4. OTUPTU
5. ROPSECSGNI

Q2. Write Input, Process and Output under the pictures given below:



1.



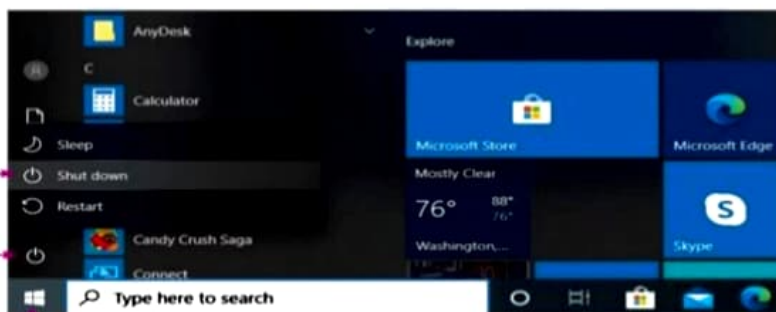
2.



3.




Q3. . Number the steps to shut down a computer.



Q4. Missing Letters

1. M _ NI _ OR
2. P _ INT _ R
3. P _ W _ R |
4. D _ AW _ N G
7. PI _ TU _ ES
8. M _ US _
9. KE _ B _ A _ D
10. M _ CRO _ HO _ N _

Q5. Write the names of the objects given below.



Q6. Look at the pictures and write what are they doing on a computer?



A.

.....



B.

.....

